



# MATH NEWS



Kindergarten, Module 1, Topic A

## Kindergarten Math

Module 1: Numbers to 10

### Math Parent Letter

This document is created to give parents and students a better understanding of the math concepts found in Eureka Math (© 2013 Common Core, Inc.) that is also posted as the Engage New York material which is taught in the classroom. Module 1 of Eureka Math (Engage New York) covers Numbers to 10. This newsletter will discuss Module 1, Topic A.

Topic A. Attributes of two related objects

### Words to know

- exactly
- not exactly
- not

### Objective

The first day of kindergarten is long anticipated by parents and young students. In Topic A, students will learn more about objects and their attributes. In mathematics, the attribute is a characteristic to describe an object usually within a pattern. The attribute usually refers to the shape, size, or color. Children are often given a set of attribute blocks. Attribute blocks are typically blocks that have different colors, sizes and shapes. Children are asked to sort the blocks according to an attribute. They would then sort either by size, color or shape. Then they would be asked to sort by more than one attribute. In summary, the attribute in math is usually used to describe a geometric pattern.

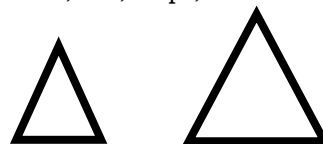
## OBJECTIVE OF TOPIC A

- 1 Analyze to find two objects that are exactly the same or not exactly the same.
- 2 Analyze to find two similar objects—these are the same but....
- 3 Classify to find two objects that share a visual pattern, color, and use.

## Focus Area – Topic A

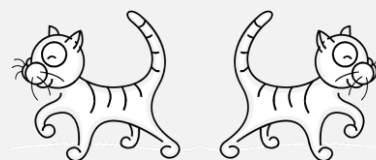
*Attributes of two related objects*

In Lesson 1, students learn about objects that are **exactly** the same which are the same color, size, shape, and in the same position. They also learn that objects that are **not exactly** the same will look like each other but may **not** be the same color, size, shape, and in the same position.



The triangles are exactly the same shape and color. The triangles are not the same size.

In Lesson 2, students will learn to tell how two objects that are the same look different by filling in the blanks in this statement “These are the same but this one is \_\_ and this one is \_\_.”




These kittens are the same but one is facing left and one is

In Lesson 3, students will find two objects that share a visual pattern, color, and use.



These hats have the same pattern.



These objects are used together.